

BEZBEDNOŠNA TEHNOLOGIJA
ZA ZAŠTITU ŽIVOTNE SREDINE

SAFETY AND
ENVIRONMENTAL
TECHNOLOGY

E.L.B.
FÜLLSTANDSGERÄTE

04-01-02E

Elektrode - višestruke E-2... 7 puta EE -2 ... 5 puta

Ove provodljive elektrode mogu da se koriste za kontrolu maksimuma minimuma, signaliziranje limita, zaštitu od preliivanja i rada na suvo u kombinaciji sa našim elektrodin relejima.

Tehnicki podaci

Spoj	Integrisana glava spojnice
Sistem zaštite	EN 60529 IP 65
Navoj veze	G 1", G 1 1/4", G 1 1/2"
Matica	G 2 3/4"
Materijal veze zavrtnja	PPH, PTFE, Nerdj. celik (1.4571)
Materijal elektrodnog štapa	Nerdjajuci celik (1.4571) (V4A), Hastelloy B, Hastelloy C, Titan, Tantal
Materijal zaštite	Poliamid, PTFE
Dužina zaštitnog sloja	Puna=cela šipka (10mm na kraju šipke golo) Deo=oko 250mm od vrha
Precnik štapa	4mm, 6mm
Dužina štapa	Max. 6m
Operativna temperatura, operativni pritisak	Za detalje vidi krivu pritiska/temperature (4-0-1e)
Razmak	Pocevši od dužine >1000mm 1 razmak na 1000mm

Kljuc tipa

Osnovne oznake	E = Polipropilen
EE = nerdjajuci celik	
Broj elektroda	2...3 = 2...3 elektrode na G 1" (EE samo 2 puta)
	2...5 = 2...5 elektroda na G 1 1/4"
	2...7 = 2...7 elektroda na G 1 1/2"
	2...7 = 2...7 elektroda na G 2 3/4" prsten maticе
Materijal zavrtnja bez indikacije = standardni (PPH kod E, Va kod EE)	PT = politetrafluoretilen
Velicina veze	G100 = G 1"
	G125 = G 1 1/4"
	G150 = G 1 1/2"
	GF = G 2 3/4" prsten maticе
Materijal šipke	VA = Visokokvalitetan celik (1.4571)
	HB = Hastelloy B
	HC = Hastelloy C
	TI = Titanijum
	TA = Tantal
	HB/TA = Vrh od tantala 100mm Osnovni štап Hastelloy B
Precnik elektronskih šipki	4 = 4 mm
	6 = 6 mm
Zaštitni sloj materijala	PA = Poliamid
	TI = delimicno izolovan PTFE
	VI = potpuno izolovan PTFE
Glava spojnice bez indikacije = kao veza zavrtnja	AA = aluminijumska kutija
	H = utikac Harting
Uzemljenje bez indikacije = bez	M = sa
	Zaptivac bez = standardni (Viton)
	K = Kalrez
	Duzina šipke ___ u mm

Electrodes - multiple E-2...7 times EE-2...5 times


These conductive electrodes can be used for Min/Max controls, limit signaling, dry-running and overflow protection in conjunction with our electrode relays.

Technical Data

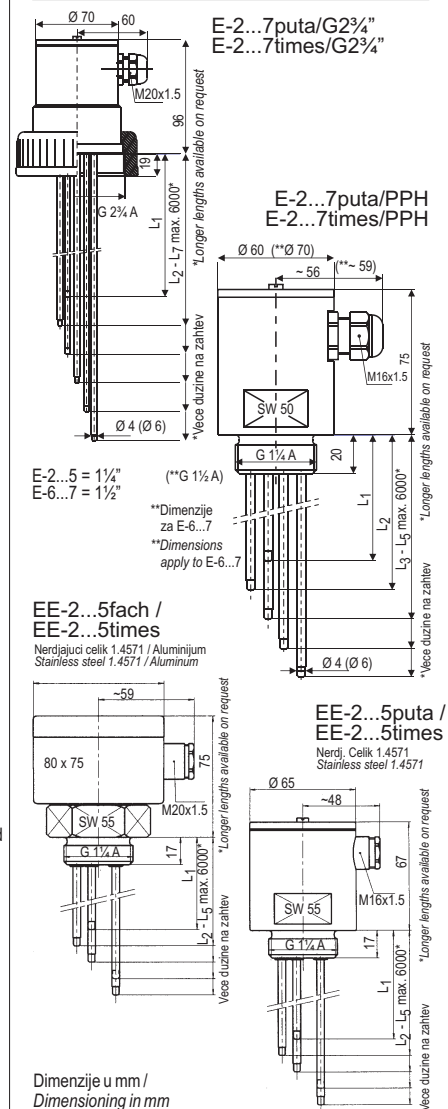
Connector	integrated connected head
System of protection	EN 60529 IP 65
Connecting thread	G 1", G 1 1/4", G 1 1/2"
Sleeve nut	G 2 3/4"
Material screw connection	PPH, PTFE, Stainless steel (1.4571)
Material electrode rods	Stainless steel (1.4571), Hastelloy B, Hastelloy C, Titanium, Tantalum
Material coating	Polyamide, PTFE
Coating length	full = entire rod (10 mm at rod end bare) part = about 250 mm from top
Rod diameter	4 mm, 6 mm
Rod length	max. 6 m
Operating temperature, For details see the pressure-operating pressure/temperature curve (4-0-1E).	
Spacer	starting from length > 1000 mm 1 spacer per 1000 mm

Type Key

Basic designation	E = Polypropylene
EE = Stainless steel head	
Number of electrodes	2...3 = 2...3 electrodes at G 1" (EE only 2 times)
	2...5 = 2...5 electrodes at G 1 1/4"
	2...7 = 2...7 electrodes at G 1 1/2"
	2...7 = 2...7 electrodes at G 2 3/4" sleeve nut
Screw material without indication=standard (PPH at E, VA at EE)	PT = Polytetrafluorethylene
Connection size	G100 = G 1"
	G125 = G 1 1/4"
	G150 = G 1 1/2"
	GF = G 2 3/4" sleeve nut
Rod material	VA = High-grade steel (1.4571)
	HB = Hastelloy B
	HC = Hastelloy C
	TI = Titanium
	TA = Tantalum
	HB/TA = Tantalum tip 100 mm basic rod Hastelloy B
Rod diameter	4 = 4 mm
	6 = 6 mm
Coating	PA = Polyamide
	TI = partly insulated PTFE
	VI = fully insulated PTFE
Connection head without indication = Material same as screw connection	AA = Aluminum box
	H = Harting plug
Ground connection without indication = without	M = with
	Gasket without indication=standard (Viton)
	K = Kalrez
	Rod length ___ in mm

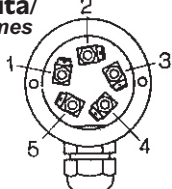


Dimenzioni crtez Dimensional Drawing

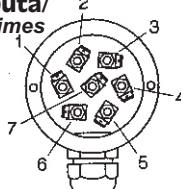


Specifikacija priključaka Pin Assignment

E-5puta/
E-5 times



E-7puta/
E-7 times



Dimenzije u mm /
Dimensioning in mm

KONDUKTIVE ELEKTRODEN / CONDUCTIVE ELECTRODES

Podesive elektrode ES-2...7

Podesive elektrode mogu da budu proizvedene sa do 7 pojedinačnih elektroda (zbir + 6 tacaka za ukljućivanje). Tacke za ukljućivanje su lokalno podesive u okviru obima od ± 150 mm bez pojedinaćnih koraka.

Tehnicki podaci

Sistem zaštite EN 60529 IP 65
Navoj veze G 2" A; druge veze dostupne na zahtev

Materijal veze zavrtanja, provodne cevi PVC, PPH, PVDF

Zaptivac PVC

Kabl savitljivi PTFE

Materijal elektrode Nerdj. celik (1.4571)
Na zahtev Tantal (V4A), Hastelloy B, Hastelloy C, Titan

Dužina provodne cevi Max. 6m
(obebedjen držac ako je potrebno, na primer, za uzburkane supstance)

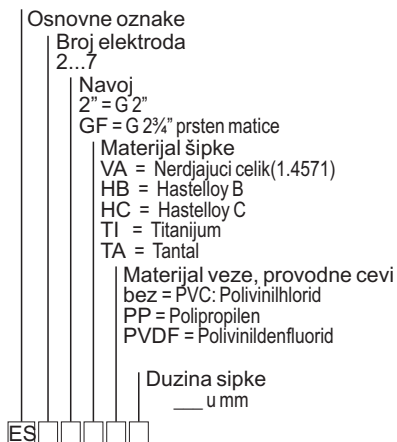
Broj elektroda 2 do 7

Podesavanje radnih nivoa ± 150 mm
(krajnje tacke +50 / -100 mm)

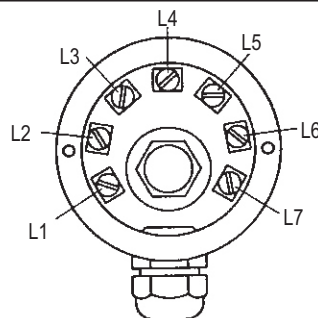
Operativna temperatura PVC: 60°C
PPH: 90°C
PVDF: 105°C

Operativni pritisak Nema pritiska

Kljuc tipa



Specifikacija prikljućaka Pin Assignment



Moguće izmene bez prethodne najave.

Adjustable Electrodes ES-2...7

The adjustable electrodes can be manufactured with up to 7 single electrodes (mass + 6 switching points). The switching points are locally adjustable within the range of ± 150 mm steplessly.

Technical Data

System of protection EN 60529 IP 65
Connecting thread G 2" A; other tank connections available on request

Material screw connection, guide tube PVC, PPH, PVDF

Gasket PVC

Cable flex PTFE

Material electrode rod Tantalum

On request Stainless steel (1.4571), Hastelloy B, Hastelloy C, Titanium, Tantalum

Guide tube length max. 6 m (provide holder if necessary, e.g. for turbulent media)

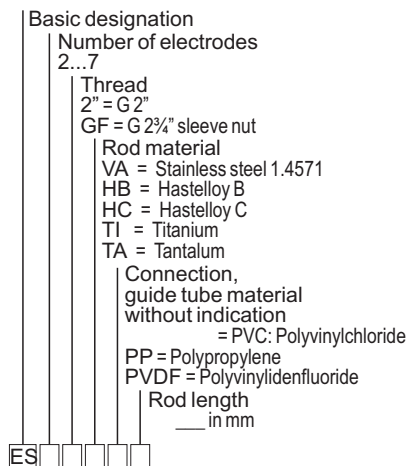
Number of electrodes 2 to 7

Adjustability of operating point ± 150 mm
(deepest operating point +50 / -100 mm)

Operating temperature PVC: 60°C
PPH: 90°C
PVDF: 105°C

Operating pressure without pressure

Type Key



Subject to change without prior notice, errors excepted.



ES-2...7

Dimenzioni crtez Dimensional Drawing

