

BEZBEDNOSNA TEHNOLOGIJA
ZA ZAŠTITU
ŽIVOTNE SREDINE

SAFETY AND
ENVIRONMENTAL
TECHNOLOGY

E.L.B.
FÜLLSTANDSGERÄTE

VREMENSKI ROK ISTICE! Od 13. Avgusta 2005.godine, odnosno 1. jula 2006. živini prekidači bice ZABRANJENI prema uputstvima EU i veca od 27.januara 2003. i amandmana 2003/108EG od 8. decembra 2003. godine

THE TIME LIMIT EXPIRES! From August 13th, 2005 respectively July 1st, 2006 on mercury switches will be FORBIDDEN according to the EU directive and the council dated January 27th, 2003 and the amendment 2003/108/EG dated December 8th, 2003.

(Dodatne informacije www.elb-bensheim.de)

(Information: www.elb-bensheim.de)

Plovak-prekidaci S-10, S-11

Plovak od polietilena,
polipropilena,
polivinilhlorida

Float switches S-10, S-11

Float of Polyethylene,
Polypropylene,
Polyvinylchloride

Sa plovak-prekidacima S-10, S-11 lako se može kontrolisati nivo. Glavna primena je prilikom detekcije nivoa limita.

With the float switches S-10, S-11 a level can be controlled easily. The main application is the detection of level limits.

Tehnicki podaci

Sistem zaštite EN 60529 IP 68
Materijal plovka PE (Polietilen)
Na zahtev PVC (Polivinilhlorid)
(osim S-11) PPH (Polipropilen)
Kabl TPK (Tehnicki polimer plastike)
Na zahtev SIL (Silikon)
FEP (Teflon)
AEM (Etilen-Akrlat-Guma)

Presek provodnika 3 x 0,75 mm²
Operativna temp. TPK, AEM kabl:
max. +60 °C
Silikon, Teflonski kabl sa PE plovkom:
max. +80 °C
Silikon, Teflonski kabl sa PP plovkom:
max. +90 °C

Operativni pritisak S-10 max. 1 bar
S-11 max. 2 bar

Gustina supst. S-10 PE= $\rho \geq 0,9 \text{ g/cm}^3$
PP= $\rho \geq 1,05 \text{ g/cm}^3$
PVC= $\rho \geq 1,2 \text{ g/cm}^3$
S-11 PE= $\rho \geq 0,5 \text{ g/cm}^3$

Procenjena voltaža 250 VAC
150 VDC

Procenjena struja 4A / 2A at $\cos \phi 0,7$

Dodaci vidite 5-0-1E

Technical Data

System of protection EN 60529 IP 68
Material float PE (Polyethylene)
On request PVC (Polyvinylchlorid),
(except S-11) PPH (Polypropylen)
Cable TPK (Technical Polymer Plastic)
On request SIL (Silicone)
FEP (Teflon)
AEM (Ethylene-Acrylat-Rubber)

Conductor cross section 3 x 0,75 mm²
Operating temperature TPK, AEM cable:
max. +60 °C
Silicone, Teflon cable with PE float:
max. +80 °C
Silicone, Teflon cable with PP float:
max. +90 °C

Operating pressure S-10 max. 1 bar
S-11 max. 2 bar

Media density S-10 PE= $\rho \geq 0,9 \text{ g/cm}^3$
PP= $\rho \geq 1,05 \text{ g/cm}^3$
PVC= $\rho \geq 1,2 \text{ g/cm}^3$
S-11 PE= $\rho \geq 0,5 \text{ g/cm}^3$

Rated voltage 250 VAC
150 VDC

Rated current 4A / 2A at $\cos \phi 0,7$

Accessories see 5-0-1E

Ključ tipa

Osnovna oznaka

Oblik plovka
0=cilindar
1=kugla

Veza
W=promena veze,
samo NO ili NC veze mogu biti povezane
R=rotaciono-simetrična promena veze,
može biti povezan dok se menja veza
NO=zatvara se kada pluta
NC=otvara se kada pluta

Materijal plovka
PE=Polietilen
PP=Polipropilen (ne sa S11)
PV=Polivinilhlorid (ne sa S11)

Materijal kabla
TPK=Tehnicki polimer plastike
FEP=Teflon
SIL=Silikon
AEM=Etilen-Akrlat-Guma

bez indikacija=standardni
O=OE: za korišćenje TPK kabla
samo u supstancama koje sadrže ulje

Dužina kabla u m
01=1m
02=2m itd.

Type Key

Basic designation

Float form
0 = cylinder
1 = ball

Contact
W = changing contact,
only NO or NC contacts can be connected
R = rotational-symmetric changing contact,
can be connected as changing contact
NO = closes when floating
NC = opens when floating

Float material
PE = Polyethylene
PP = Polypropylene (not with S11)
PV = Polyvinylchloride (not with S11)

Cable material
TPK = Technical Polymer Plastic
FEP = Teflon
SIL = Silicone
AEM = Ethylene-Acrylat-Rubber

without indication = standard
O = OE: for use of TPK cable only in oil
containing media

Cable length in m
01 = 1 m
02 = 2 m etc.

Odluka o zabrani/
Disposal proof
Nr. ENF010023944
za merkur prekidače/
for mercury switches

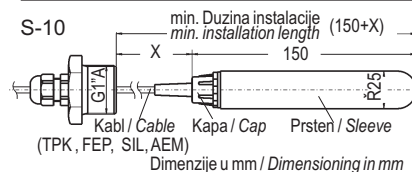


S-10



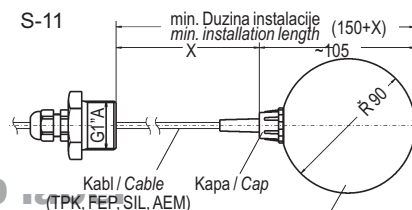
S-11

Dimensioni crtez Dimensional Drawings



Tip kabla Cable type	X	min. Dužina instalacije min. installation length
FEP (R 4,0)	110 mm	=260 mm
TPK (R 5,9)	70 mm	=220 mm
TPK (R 7,3)	90 mm	=240 mm
SIL (R 6,4)	80 mm	=230 mm

AEM: zavisi od unutrašnjeg kabla /
dependent on the inner cable



Tip kabla Cable type	X	min. Dužina instalacije min. installation length
FEP (R 4,0)	105 mm	=210 mm
TPK (R 5,9)	65 mm	=170 mm
TPK (R 7,3)	85 mm	=190 mm
SIL (R 6,4)	75 mm	=180 mm

AEM: zavisi od unutrašnjeg kabla /
dependent on the inner cable

05-01-01E

SCHWIMMSCHALTER • FLOAT SWITCHES

VREMENSKI ROK ISTICE! Od 13. Avgusta 2005.godine, odnosno 1. jula 2006.zivini prekidači bice ZABRANJENI prema uputstvima EU i veca od 27.januara 2003. i amandmana 2003/108EG od 8. decembra 2003. godine



THE TIME LIMIT EXPIRES! From August 13th, 2005 respectively July 1st, 2006 on mercury switches will be FORBIDDEN according to the EU directive and the council dated January 27th, 2003 and the amendment 2003/108/EG dated

Dodatne informacije: www.elb-bensheim.de

(Information: www.elb-bensheim.de)

Dvokraki Plovak-prekidac Tip S-12

Two-point float switch Type S-12

Dvokraki plovak-prekidac tipa S-12 dozvoljava sve vrste merenja nivoa punjenja i kontrole nivoa tecnosti da budu izvršeni. Ugradjeni prekidac je u mogućnosti da ukljuci/ iskljuci cak i veće potrošace bez ikakvih problema. (vidite Tehnicke podatke). Dupleji, uredjaji za alarm, prekidac-kontaktor, itd. su bezbedno ukljuceni/iskljuceni.

Da bi se postiglo nepogrešivo ukljucivanje dvokrakog plovka-prekidaca tipa S-12, kugla od nerđajućeg celika je zavarena u plovak i može slobodno da se kreće unutar plovka.

The two-point float switch Type S-12 permits all types of filling level measurement and liquid level control to be carried out. The built-in switch is capable of switching even relatively big consumers without any problem (see Technical Data). Displays, alarm devices, switching contactors etc. are reliably switched.

To achieve faultless switching of the two-point float switch Type S-12, a stainless steel ball is welded into the float and can move around freely inside the float.

Tehnicki podaci

Ugradnja sa strane	G 2" kompresiona žleзда, zglobov zavrtnja
Ugradnja na vrhu	Takodje sa tegom
Sistem zaštite	EN 60529 IP 68
Materijal plovka	Polietilen
Kabl	TPK (Tehnicki polimer plastike) SIL (Silikon) FEP (Teflon) AEM (Etilen-Akrilat-Guma)
Operativna temperatura	TPK kabl i AEM prsten: max. +60 °C Teflon (FEP) i silikonski kabl: max. +80 °C

Operativni pritisak	max. 2 bar
Gustina supstance Na zahtev	$\rho \geq 0,9 \text{ g/cm}^3$ do $\rho \geq 0,8 \text{ g/cm}^3$
Veza	Promena veze
Procenjena voltaža	250 V AC / 150 V DC
Procenjena struja	4A

Technical Data

Side mounting	G 2" compression gland screw joint
Top mounting	ditto with weight
System of protection	EN 60529 IP 68
Material float	Polyethylene
Cable	TPK (Technical Polymer Plastic) SIL (Silicone) FEP (Teflon) AEM (Ethylene-Acrylat-Rubber)
Operating temperature	TPK cable and AEM sleeve: max. +60 °C Teflon (FEP) and silicon cable: max. +80 °C

Operating pressure	max. 2 bar
Media density On request	$\rho \geq 0,9 \text{ g/cm}^3$ up to $\rho \geq 0,8 \text{ g/cm}^3$
Contact	change-over contact
Rated voltage	250 V AC / 150 V DC
Rated current	4A

Kljuc tipa

Type Key

Osnovne oznake	Basic designation
Veza W=promena veze	Contact W=change over contact
Materijal plovka PE=Polietilen	Float material PE=Polyethylene
Materijal kabl TPK=Tehnicki polimer plastike FEP=Teflon SIL=Silikon AEM=Etilen-Akrilat-Guma	Cable material TPK=Technical Polymer Plastic FEP=Teflon SIL=Silicone AEM=Ethylene-Acrylat-Rubber
Dužina kabl u m 01=1m 02=2m itd.	Cable length in m 01=1m 02=2m etc.
S12	S12

Zadržano pravo izmene bez najave.

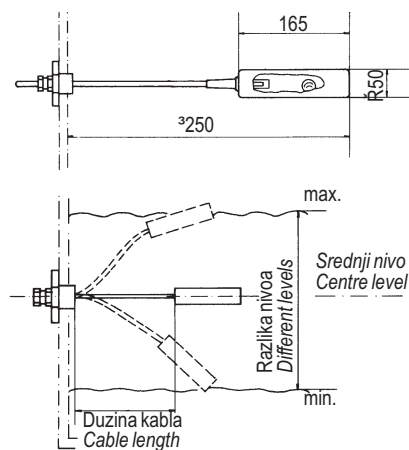
Subject to change without prior notice, errors excepted.

Odluka o zabranil
Disposal proof
Nr. ENF010023944
za merkuri prekidacel
for mercury switches



S-12

Primer primene Example Application



Dimenzije u mm / Dimensioning in mm

Prilikom ugradnje obratiti paznju na sledece:
Promene razlike nivoa zavise od duzine kabl.
Pogledati tehnicke detalje.

On Installation please note:
The difference in level changes with the cable length. See technical data.

Razlike u nivoima (samo za TPK-Kabel) Differences in level (only for TPK cable)

Duzina kabl plovka Length including float	Razlika nivoa Difference in level
250 mm	50 mm
300 mm	140 mm
350 mm	230 mm
400 mm	350 mm
500 mm	700 mm
600 mm	1030 mm
700 mm	1220 mm
800 mm	1630 mm

Naglasiti ako su potrebne drugacije razlike nivoa.
Please inquire if you require other differences in level.